

LPDA HYBRID ANTENNAS

HYPERLOG[®]

PRO 70 SERIES

High performance broadband measurement and DF antenna from 700 MHz to 26.5 GHz



Highlights:

- Extremely broadband
- High gain and high directivity
- Excellent forward/backward ratio
- Compact and robust design


AARONIA AG
WWW.AARONIA.DE

Gewerbegebiet Aaronia AG II, DE-54597 Strickscheid
Tel.: +49(0)6556-9019-355 Fax: +49(0)6556-93034
www.aaronia.com E-Mail: mail@aaronia.de



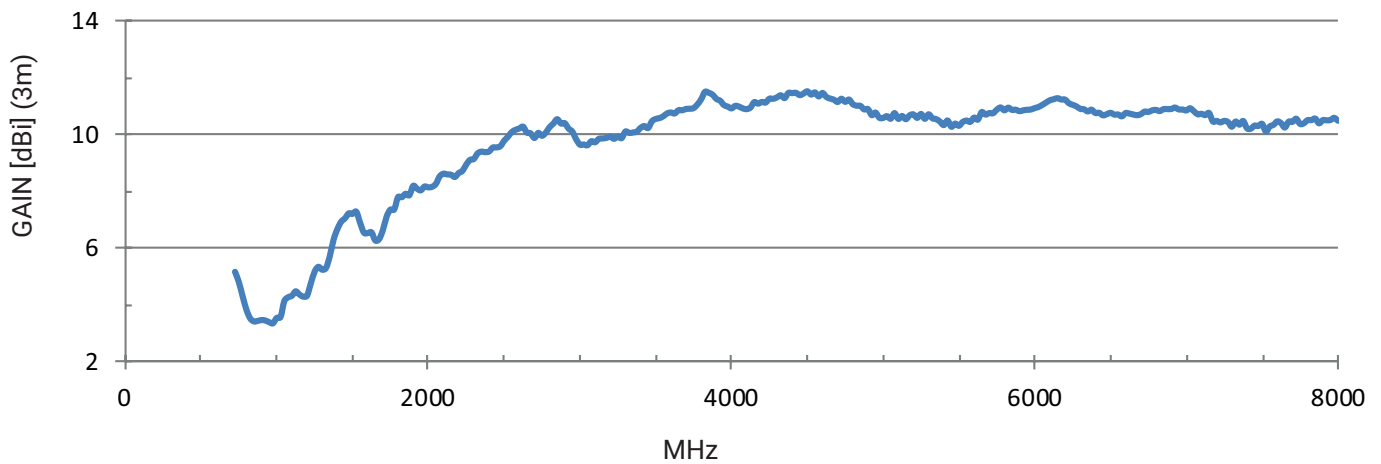
MADE IN GERMANY

Specifications

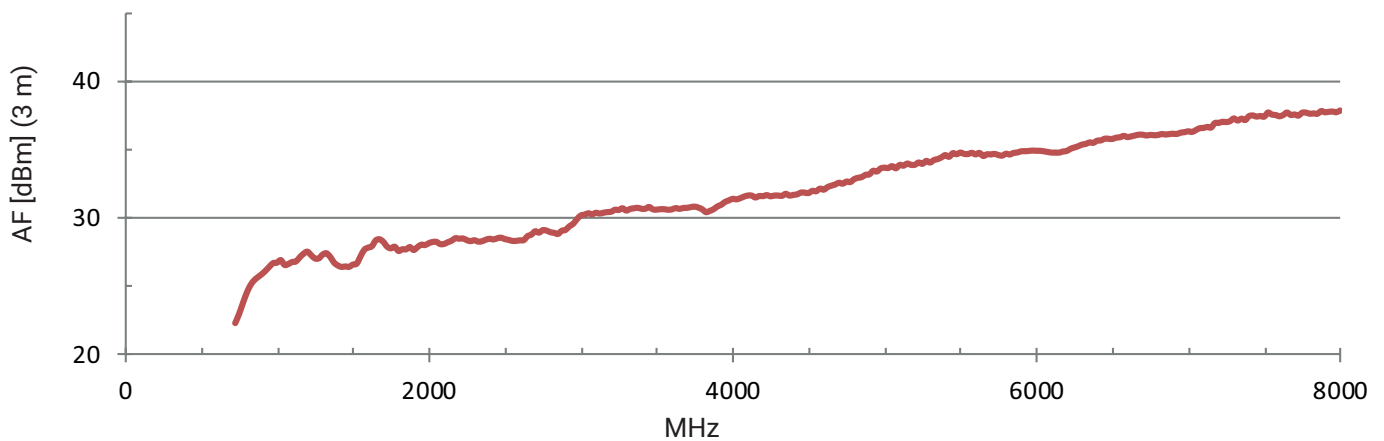
HyperLOG® PRO 7080

Dimensions [L x W x D]	590 x 360 x 30 mm	Nominal Impedance	50 Ohm
Weight	1200 g	Calibration Points	293 (25 MHz steps)
Design	LPDA Hybrid	VSWR (typ.)	< 1.3:1
Gain (typ.)	11 dBi	Max. Transmission Power	100 W CW (6 GHz)
RF Connection	SMA (f)	Antenna Factor	22 – 39 dB/m
Frequency Range	700 MHz – 8 GHz	HPBW	min. 25°

Gain Diagram HyperLOG® PRO 7080



Antenna Factor Diagram HyperLOG® PRO 7080

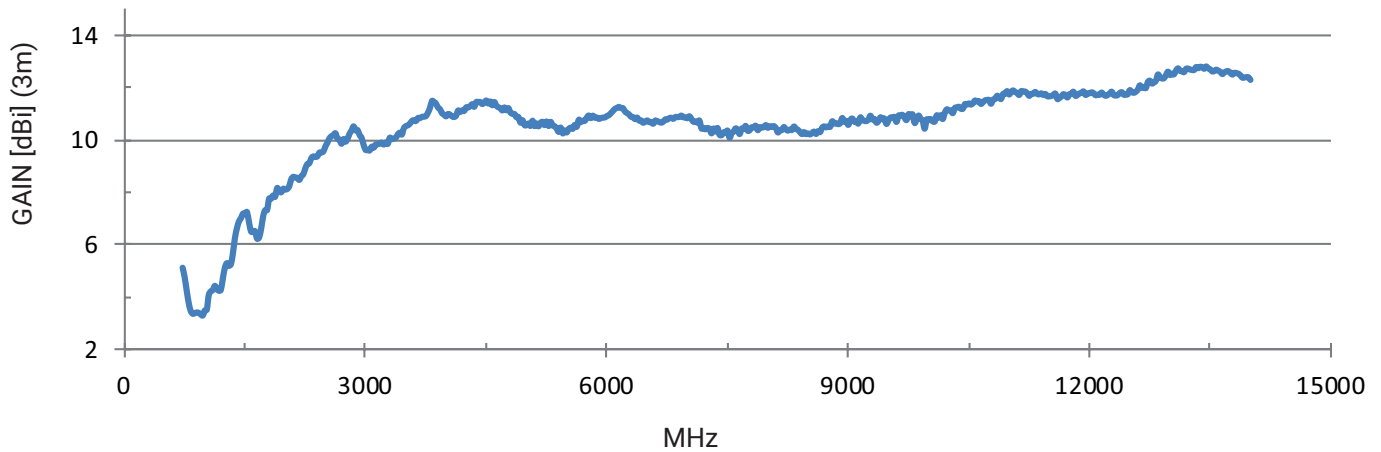


Specifications

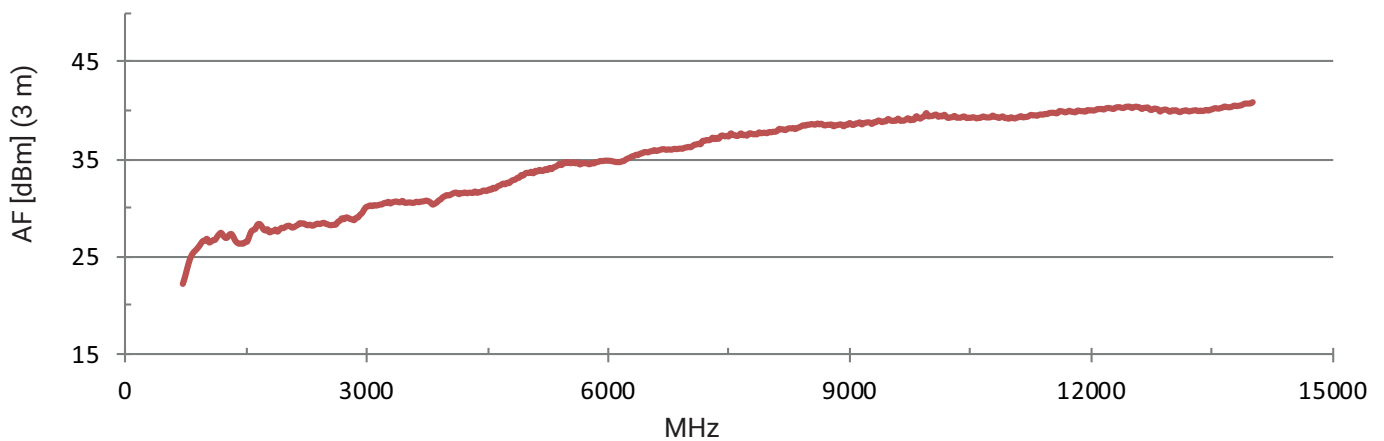
HyperLOG® PRO 70140

Dimensions [L x W x D]	590 x 360 x 30 mm	Nominal Impedance	50 Ohm
Weight	1200 g	Calibration Points	533 (25 MHz steps)
Design	LPDA Hybrid	VSWR (typ.)	< 1.3:1
Gain (typ.)	13 dBi	Max. Transmission Power	100 W CW (6 GHz)
RF Connection	SMA (f)	Antenna Factor	22 – 41 dB/m
Frequency Range	700 MHz – 14 GHz	HPBW	min. 22°

Gain Diagram HyperLOG® PRO 70140



Antenna Factor Diagram HyperLOG® PRO 70140

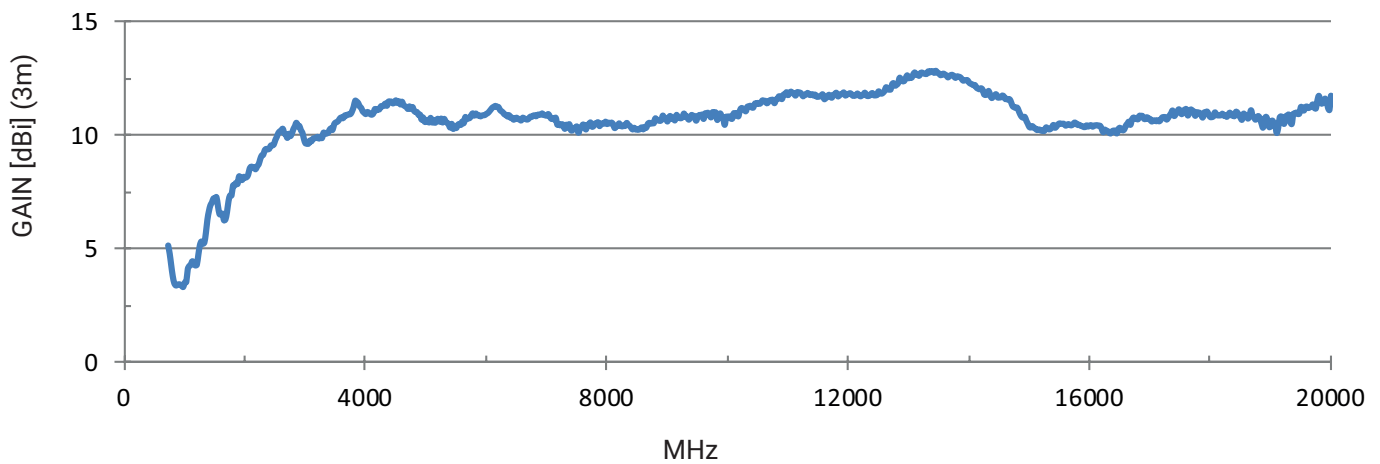


Specifications

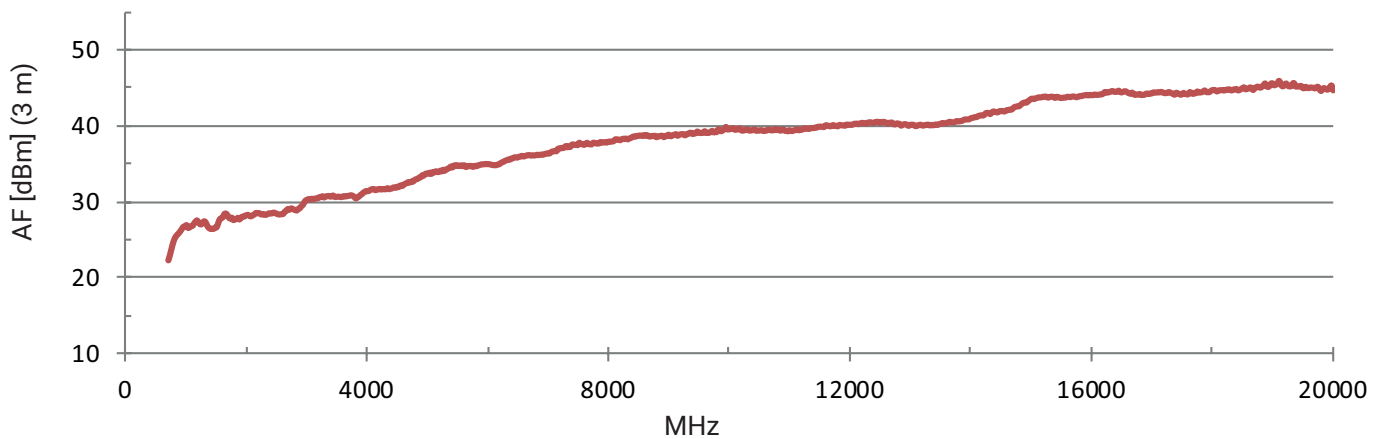
HyperLOG® PRO 70200

Dimensions [L x W x D]	590 x 360 x 30 mm	Nominal Impedance	50 Ohm
Weight	1200 g	Calibration Points	773 (25 MHz steps)
Design	LPDA Hybrid	VSWR (typ.)	< 1.3:1
Gain (typ.)	13 dBi	Max. Transmission Power	100 W CW (6 GHz)
RF Connection	SMA (f)	Antenna Factor	22 – 46 dB/m
Frequency Range	700 MHz – 20GHz	HPBW	min. 22°

Gain Diagram HyperLOG® PRO 70200



Antenna Factor Diagram HyperLOG® PRO 70200

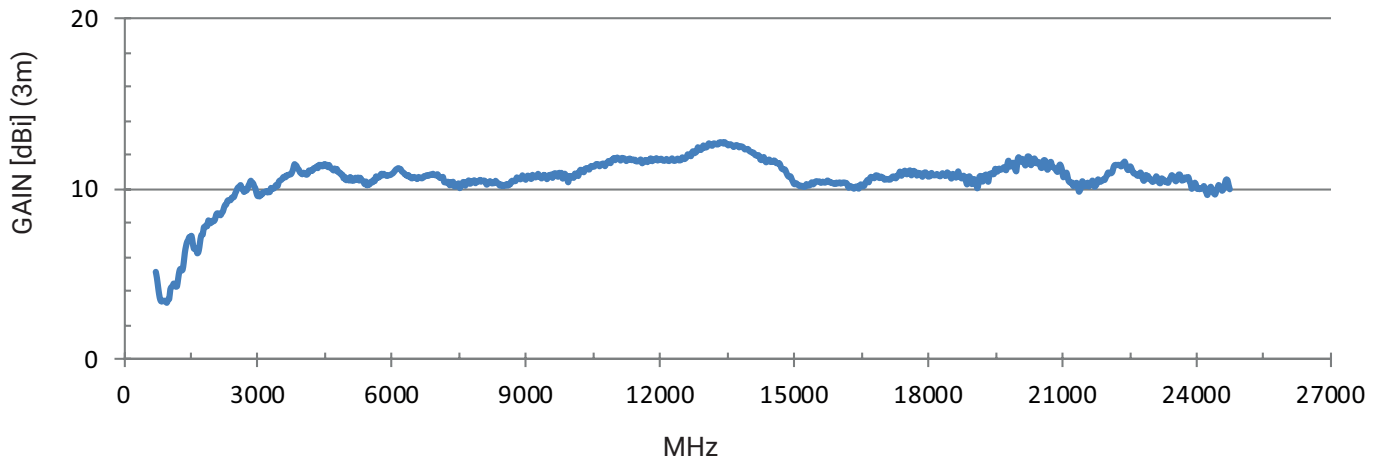


Specifications

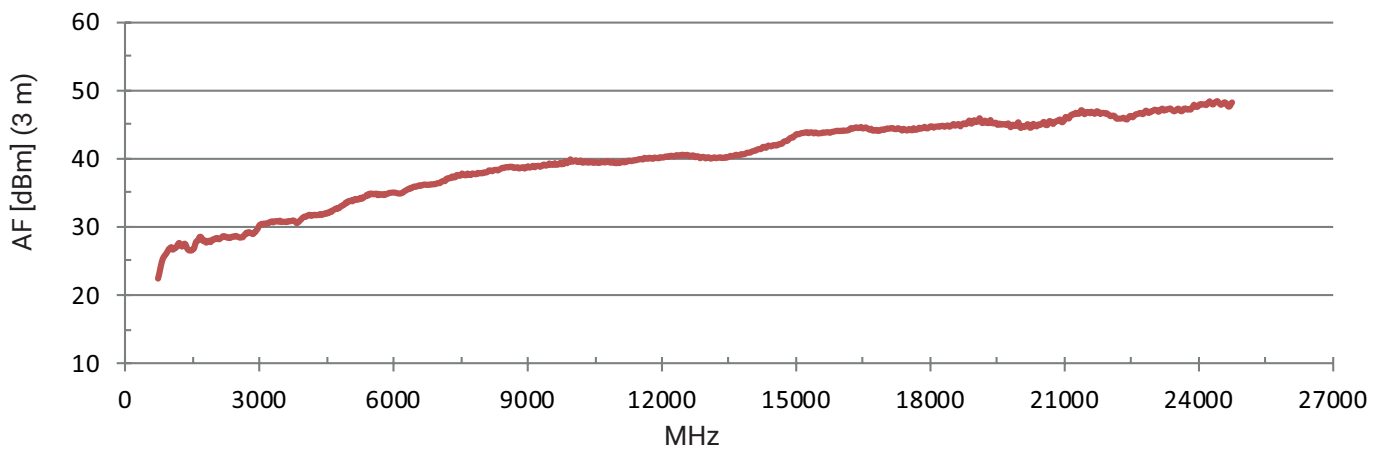
HyperLOG® PRO 70260

Dimensions [L x W x D]	590 x 360 x 30 mm	Nominal Impedance	50 Ohm
Weight	1200 g	Calibration Points	1033 (25 MHz steps)
Design	LPDA Hybrid	VSWR (typ.)	< 1.3:1
Gain (typ.)	13 dBi	Max. Transmission Power	100 W CW (6 GHz)
RF Connection	2.92 mm K (f)	Antenna Factor	22 – 50 dB/m
Frequency Range	700 MHz – 26.5 GHz	HPBW	min. 17°

Gain Diagram HyperLOG® PRO 70260



Antenna Factor Diagram HyperLOG® PRO 70260



Recommended Accessories

Aluminum Tripod

Height adjustable, high stability. Recommended for use with HyperLOG® antennas.

Max. height: 105 cm.

Order/Art.-No.: 503/011



Multifunctional Pistol Grip

(strongly recommended)

Highly recommended for our HyperLOG® antennas. Quick and easy antenna polarization change, guarantees perfectly stable antenna handling.

Order/Art.-No.: 503/012

2 m K-Cable

Low loss phase stable high frequency cable 2m with screw aid.

2.92 K(m) - 2.92 K(m)

Frequency range: 10 MHz - 40 GHz

Diameter: 3.6 mm

Order/Art.-No.: 501/056



GPS Logger

The Aaronia GPS - Logger includes a total of 6 sensors, all of them on the cutting edge of technology, making it the world's first stand-alone data logger with such a variety of sensors.

Order/Art.-No.: 503/035

REFERENCES



Selected Aaronia Clients

Government, Military, Aeronautic, Astronautic

- **NATO**, Belgium
- **Department of Defense (DoD)**, USA
- **Department of Defence**, Australia
- **Airbus**, Germany
- **Boeing**, USA
- **German Armed Forces**, Germany
- **NASA**, USA
- **Lockheed Martin**, USA
- **Lufthansa**, Germany
- **German Aerospace Center (DLR)**, Germany
- **Eurocontrol**, Belgium
- **EADS**, Germany
- **Drug Enforcement Administration (DEA)**, USA
- **Federal Bureau of Investigation (FBI)**, USA
- **Federal Criminal Police Office (BKA)**, Germany
- **Federal Police**, Germany
- **Ministry of Defence**, Netherlands

Research/Development, Science and Universities

- **MIT - Physics Department**, USA
- **California State University**, USA
- **Indonesian Institute of Science (LIPI)**, Indonesia
- **Los Alamos National Laboratory (LANL)**, USA
- **University of Bahrain**, Bahrain
- **University of Florida**, USA
- **University of Victoria**, Canada
- **University of Newcastle**, United Kingdom
- **University of Durham**, United Kingdom
- **University Strasbourg**, France
- **University of Sydney**, Australia
- **University of Athen**, Greece
- **University of Munich**, Germany
- **Technical University of Hamburg**, Germany
- **Max-Planck Inst. for Radio Astronomy**, Germany
- **Max-Planck Inst. for Nuclear Physics**, Germany
- **Research Centre Karlsruhe**, Germany

Industry

- **IBM**, Switzerland
- **Intel**, Germany
- **Shell Oil Company**, USA
- **ATI**, USA
- **Microsoft**, USA
- **Motorola**, Brazil
- **Audi**, Germany
- **BMW**, Germany
- **Daimler**, Germany
- **Volkswagen**, Germany
- **BASF**, Germany
- **Siemens AG**, Germany
- **Rohde & Schwarz**, Germany
- **Infineon**, Austria
- **Philips**, Germany
- **ThyssenKrupp**, Germany
- **EnBW (Energie Baden-Württemberg)**, Germany
- **CNN**, USA
- **Duracell**, USA
- **German Telekom**, Germany
- **Bank of Canada**, Canada
- **NBC News**, USA
- **Sony**, Germany
- **Anritsu**, Germany
- **Hewlett-Packard**, Germany
- **Bosch**, Germany
- **Mercedes-Benz**, Austria
- **Osram**, Germany
- **DEKRA**, Germany
- **AMD**, Germany
- **Keysight**, China
- **Infineon Technologies**, Germany
- **Philips Semiconductors**, Germany
- **Hyundai Europe**, Germany
- **VIAVI**, Korea
- **Wilkinson Sword**, Germany
- **IBM Deutschland**, Germany
- **Nokia-Siemens Networks**, Germany



Aaronia AG, Gewerbegebiet Aaronia AG, DE-54597 Strickscheid, Germany
Phone: +49(0)6556-900310 | Fax: +49(0)6556-900319
Email: mail@aaronia.de | URL: www.aaronia.com