

For managing various manual torque drivers and wrenches

# WDISR-IP series

Manual torque tool management / built-in battery type

The "DIS series" has become easier to use and has higher performance.



It works with a personal computer or PLC to manage torque measurement more highly. For managing manual torque drivers and wrenches.

Color display that can display various information.

Data output is standard equipment for both USB and RS232C.

A series of diverse lineups from up to 500mN·m (0.5N·m) to 1500N·m.

Numerical values such as pass / fail conditions can be set up to 10 channels.

Pass / fail judgment is clearly displayed in color.

Built-in battery drive.

●Color display that can display various information.



●Data output is standard equipment for both USB and RS232C.



●Setting various measurement parameters



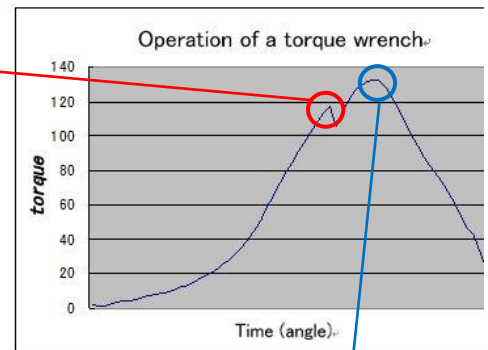
### Measurement example

#### Manual torque driver management



#### Manual torque wrench management

Click operation of torque wrench  
Measurement is **PD (peak down mode)**  
For tool check at the start of work



The actual torque applied is measured **PP (peak mode)**  
For worker experience training and tightening operation check

#### Works with "PC" and "PLC"

Various commands can be input from PLC or personal computer. Finer torque management is possible with external control.



#### Command list

**Clear signal:** Clears the display and outputs the held numerical value as data and saves it in memory.

**Measurement mode:** Change the measurement mode.

**Measurement channel:** Change individual channels for which conditions such as pass / fail judgment are set.

**Peak hold upper limit:** Change the pass / fail judgment upper limit of the current channel.

**Peak hold lower limit:** Change the pass / fail judgment lower limit of the current channel.

**Peak down lower limit:** Change the peak down judgment start lower limit of the current channel.

**Real-time output lower limit:** Changed the output lower limit of real-time output.

**Auto clear time:** Changed the time to automatically clear after the measurement is completed.

**Buzzer notification:** Changed the buzzer notification method.

### Specification

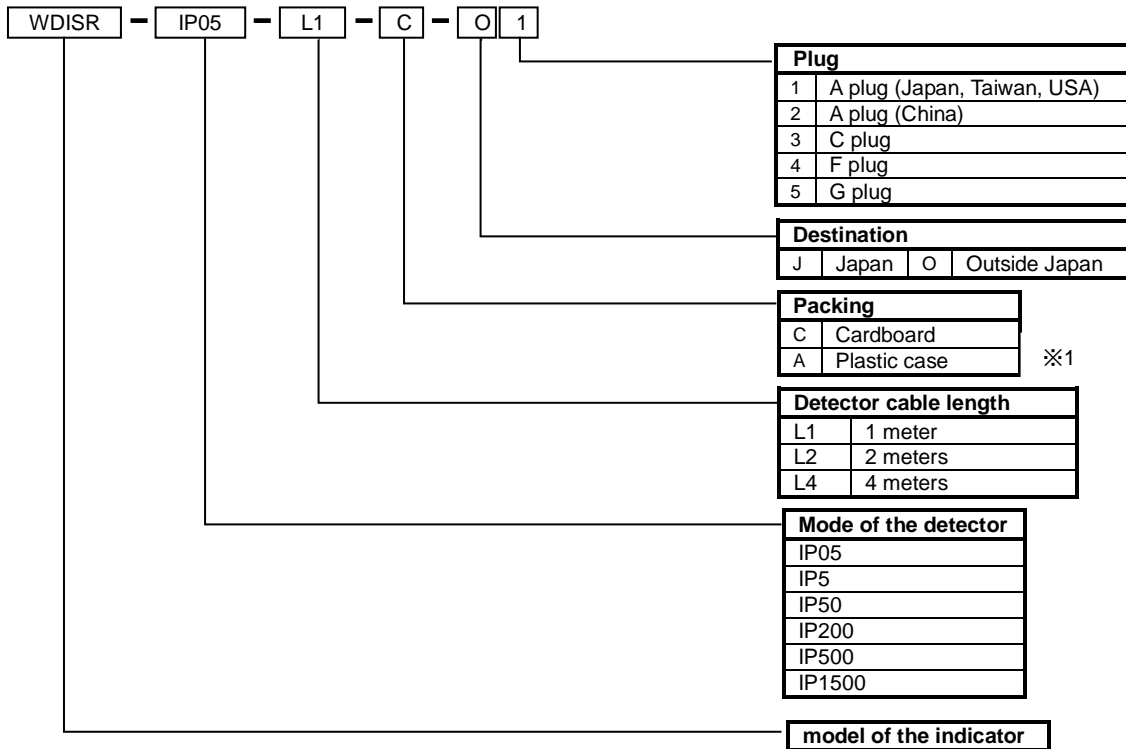
Model	WDISR-IP05	WDISR-IP5	WDISR-IP50	WDISR-IP200	WDISR-IP500	WDISR-IP1500
Applications	It is a torque measuring equipment to measure the tightening torque of tightening tools (torque screwdriver, torque wrench, etc.) in screw tightening work.					
Power supply	Internal battery (12 hours continuous operation time, 3 hours charging time)					
Rate input voltage	12V DC					
Measurement range	2.0 ~ 500.0 [mN-m]	0.020 ~ 5.000 [N-m]	0.20 ~ 50.00 [N-m]	2.0 ~ 200.0 [N-m]	2.0 ~ 500.0 [N-m]	20 ~ 1500 [N-m]
Measurement Unit	kgf-cm lbf-in mN-m cN-m	kgf-cm lbf-in N-m cN-m		kgf-cm lbf-in N-m		kgf-m lbf-ft N-m
Accuracy	±0.5% (If 499 digit or less, ±3 digit.) *Maintain a constant temperature during measurement.					
Sampling rate	1000 data / 1sec					
Measurement mode	Measurement mode		Data output	Contents		
	Peak hold	PP	○	Measure the peak torque.		
	Peak down	PD	○	Measure the first peak torque.		
	Real time output	C	○	The data output cycle is approximately 180 data / 1 second.		
	Track	TR	—	Mainly used for calibration.		
If the measurement mode is TR, the data isn't outputted.						
Data output	Wired (ASCII format)					
Memory size	800 data					
Auto power off	Power off after 10 minutes of non-use					
Accessories, Attachments	Detector (Refer below)					
	Detector cable					
	AC adaptor					
	Rubber foot					
	—					T-knob×2
Result of calibration, Certification on calibration, Traceability system figure						

### Detector

Model	IP05 / 5	IP50	IP200	IP500	IP1500
Shapes					
A Detector shape	Φ40mm	Φ50mm	Φ60mm	Φ80mm	Φ100mm
B Height	41.2mm	63mm	79mm	99mm	102.5mm
C Thickness	5mm	10mm	15mm	15.5mm	33mm
D Flange size	Φ60mm	Φ90mm	Φ110mm	Φ140mm	Φ170mm
E Hole position	Φ50mm	Φ74mm	Φ90mm	Φ116mm	Φ140mm
F Hole size	Φ4.2mm (Every 120°)	Φ6.3mm (Every 120°)	Φ8.3mm (Every 120°)	Φ10.5mm (Every 120°)	Φ13mm (Every 60°)
G Socket	6.35sq	9.5sq	12.7sq	19sq	25.4sq
Weight	Around 200g	Around 600g	Around 1kg	Around 2.5kg	Around 7.2kg

## Ordering number

The order number indicates the model of the indicator followed by the 'model of the detector', 'detector cable length', 'Packing', 'destination' and 'AC adapter plug'.



※1 If you select the detection unit IP200, IP500, or IP1500, the attache case (-A) cannot be used.



## About the AC adapter

The certification mark differs depending on the specified plug.

Plug	certification
A plug (Japan, Taiwan, USA) A plug (China) C plug	PSE、FCC、CCC、BSMI、CE
F plug G plug	PSE、CE、UKCA、KC

## Packing

The specifications of the case are shown below.

Packing	-C	-A
<b>Specifications</b>	<b>Cardboard</b>	<b>PP</b>
<b>Exterior / Interior</b>		

**SUGISAKI METER CO.,LTD.**

4-2-12 shirahane Ryugasaki-shi,Ibaraki,301-0901,Japan

URL <https://cedar.co.jp> E-mail [sales@cedar.co.jp](mailto:sales@cedar.co.jp)

The contents of a catalog may change specification and a design without a preliminary announcement.