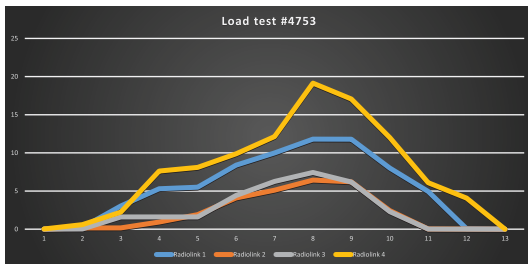


Date	Time	Elapsed mS	Radiolink 1	Radiolink 2	Radiolink 3	Radiolink 4	Total Load
10/03/2015	10:41:38	1000	0.01	0	0	0.02	0.03
10/03/2015	10:41:39	2000	0.23	0.16	0.03	0.59	0.73
10/03/2015	10:41:40	3000	3.04	0.16	1.6	2.23	14.17
10/03/2015	10:41:41	4000	5.3	0.94	1.6	7.62	32.45
10/03/2015	10:41:42	5000	5.5	1.9	1.6	8.1	36.72
10/03/2015	10:41:43	6000	8.39	4.09	4.42	9.87	46.37
10/03/2015	10:41:44	7000	9.99	5.11	6.26	12.13	62.56
10/03/2015	10:41:45	8000	11.8	6.43	7.43	19.14	72.8
10/03/2015	10:41:46	9000	11.79	6.2	6.18	17.06	73.85
10/03/2015	10:41:47	10000	8.01	2.43	2.3	12	52.72
10/03/2015	10:41:48	11000	4.94	0.02	0.01	6.09	32.69
10/03/2015	10:41:49	12000	0.06	0.01	0	4.08	15.19
10/03/2015	10:41:50	13000	0	0	0	0	-3.53



Hardened bushes to accept industry standard shackles

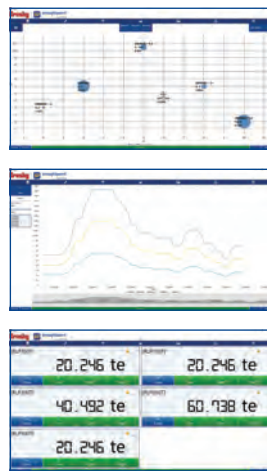
Std. AA Batteries 1200hrs
Easy no tools access

Internal Antennae

Environmental protection IP67 or NEMA6

High-quality hard anodised aerospace aluminium

Angular ends to reduce weight and snagging when rigged



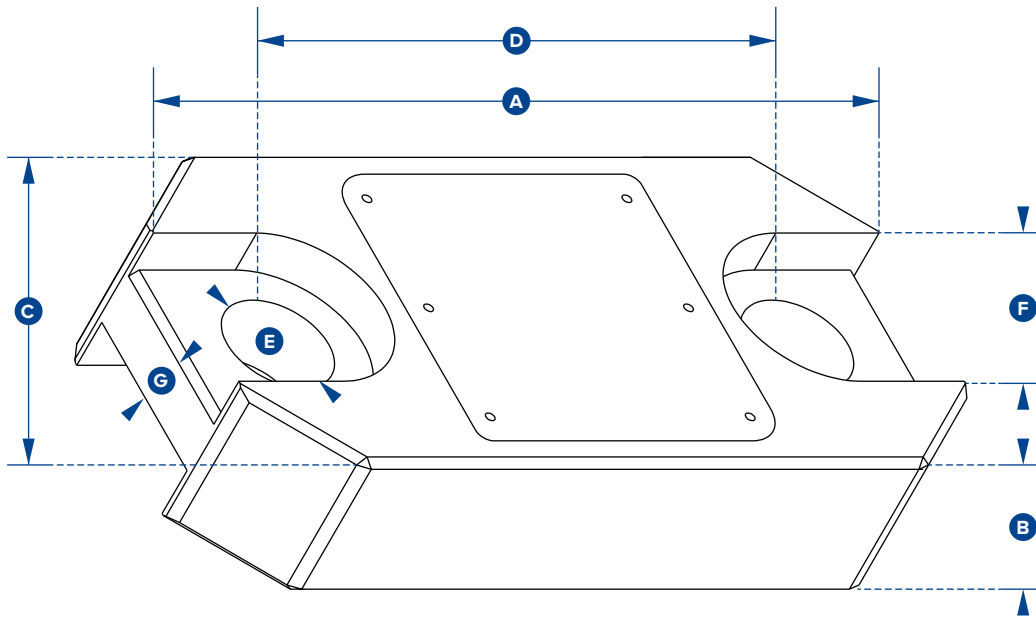
Multiple wireless load cell system based on the Radiolink plus.

The Compound plus load cell is a Radiolink supplied without the SW-HHP handheld display. It allows you to build a cost effective wireless load monitoring system using up to 126 wireless loadcells.

These can then be simultaneously transmitting to a PC or Windows tablet, running SP's INSIGHT multi-channel data logging software via an SW-D USB wireless dongle.

Features and benefits:

- Proprietary 2.4 GHz Wireless
- Up to 126 load cells in a single system
- Industry leading wireless range of 1000m/3280ft
- Error-free data transmission at speeds up to 200Hz
- Environmentally sealed to IP67 or NEMA6
- Internal antennae
- Remote on-off
- Lightweight aluminium construction
- Unmatched battery life of 1200 hours
- Data log in real time to spreadsheet
- Display individual loads and total loads



Part Numbers														
SP	CP1T	CP2T5	CP6T5	CP12T	CP25T	CP35T	CP55T	CP75T	CP100T	CP150T	CP200T	CP250T	CP300T	CP500T
Crosby	2789016	2789022	2789027	2789016	2789021	2789024	2789025	2789028	2789001	2789017	2789019	2789020	2789023	2789025
Capacity	1,000kg 2200lb	2.5te 5500lb	6.5te 14300lb	12te 26000lb	25te 55000lb	35te 77000lb	55te 120000lb	75te 165000lb	100te 220000lb	150te 330000lb	200te 440000lb	250te 550000lb	300te 660000lb	500te 1100000lb
Resolution	0.5kg 1lb	0.001te 2lb	0.001te 2lb	0.002te 5lb	0.005te 10lb	0.005te 10lb	0.01te 20lb	0.01te 20lb	0.05te 100lb	0.05te 100lb	0.1te 200lb	0.1te 200lb	0.1te 200lb	0.1te 200lb
Units	kg lb	te lb	te lb	te lb	te lb	te lb	te lb	te lb	te lb	te lb	te lb	te lb	te lb	te lb
Weight	1.5kg 3.3lb	1.5kg 3.3lb	2.4kg 5.3lb	3.7kg 8.2lb	5kg 11lb	8.6kg 19lb	13kg 28.7lb	16kg 35.3lb	34kg 75lb	46kg 101.4lb	82kg 180.8lb	82kg 180.8lb	118kg 260lb	248kg 546.7lb
Safety Factor	12:1	7:1	7:1	7:1	5:1	5:1	5:1	5:1	5:1	4:1	5:1	4:1	5:1	5:1
Battery Type	Handheld 2 x AA / Load cell 4 x AA													
Battery Life	Handheld 60 hours / Load cell 1200 hours continuous													
Display Type	6 digit 25mm or 1" LCD													
Operating Temp	-10°C to +50°C or 14°F to 122°F													
Accuracy	±0.1% full scale													
Frequency	2.4 GHz													
System Range	1000 metres or 3280 feet													
Data Rate	3 Hz - up to 200 Hz can be ordered for dynamic load monitoring applications													
Protection	IP67 or NEMA6													
Dimension A	204 8.03"	204 8.03"	249 9.80"	305 12.01"	340 13.39"	393 15.47"	424 16.69"	470 18.50"	608 23.94"	670 26.38"	700 27.56"	700 27.56"	806 31.73"	930 36.61"
Dimension B	43 1.69"	43 1.69"	43 1.69"	47 1.85"	60 2.36"	75 2.95"	75 2.95"	75 2.95"	99 3.90"	99 3.90"	144 5.67"	144 5.67"	150 5.91"	150 5.91"
Dimension C	104 4.09"	104 4.09"	113 4.45"	113 4.45"	115 4.53"	126 4.96"	180 7.09"	202 7.95"	255 10.04"	303 11.93"	350 13.78"	350 13.78"	426 16.77"	570 22.44"
Dimension D	146 5.75"	146 5.75"	165 6.50"	193 7.60"	215 8.46"	225 8.86"	230 9.06"	260 10.24"	320 12.60"	360 14.17"	350 13.78"	350 13.78"	350 13.78"	450 17.71"
Dimension ØE	24.5 0.96"	24.5 0.96"	38 1.50"	47.5 1.87"	55 2.17"	60 2.36"	76 2.99"	76 2.99"	109 4.29"	109 4.29"	145 5.71"	145 5.71"	160 6.30"	200 7.87"
Dimension F	48 1.89"	48 1.89"	66 2.60"	Not relevant in this capacity										
Dimension G	19 0.75"	19 0.75"	32 1.26"											
Crosby Shackle	G2130						G2140							
Loading Pin Ø	19 3/4"	19 3/4"	25 1"	35 1 3/8"	51 2"	57 2 1/4"	57 2 1/4"	70 2 3/4"	83 3 1/4"	95 3 3/4"	121 4 3/4"	127 5"	152 6"	185 7 1/4"