

geratech[®]

EGE-CT-2

Digital Audio Converter with Dual Outputs



EGE-CT-2

Digital Audio Converter with Dual Outputs



DISCLAIMERS

The information in this manual has been carefully checked and is believed to be accurate. Geratech Technology assumes no responsibility for any infringements of patents or other rights of third parties which may result from its use.

Geratech Technology assumes no responsibility for any inaccuracies that may be contained in this document. Geratech also makes no commitment to update or to keep current the information contained in this document.

Geratech Technology reserves the right to make improvements to this document and/or product at any time and without notice.

COPYRIGHT NOTICE

No part of this document may be reproduced, transmitted, transcribed, stored in a retrieval system, or any of its part translated into any language or computer file, in any form or by any means—electronic, mechanical, magnetic, optical, chemical, manual, or otherwise—without express written permission and consent from Geratech Technology.

© Copyright 2011 by Geratech Technology.

All Rights Reserved.

Version 1.1 August 2011

TRADEMARK ACKNOWLEDGMENTS

All products or service names mentioned in this document may be trademarks of the companies with which they are associated.

EGE-CT-2

Digital Audio Converter with Dual Outputs



SAFETY PRECAUTIONS

Please read all instructions before attempting to unpack, install or operate this equipment and before connecting the power supply.

Please keep the following in mind as you unpack and install this equipment:

- Always follow basic safety precautions to reduce the risk of fire, electrical shock and injury to persons.
- To prevent fire or shock hazard, do not expose the unit to rain, moisture or install this product near water.
- Never spill liquid of any kind on or into this product.
- Never push an object of any kind into this product through any openings or empty slots in the unit, as you may damage parts inside the unit.
- Do not attach the power supply cabling to building surfaces.
- Use only the supplied power supply unit (PSU). Do not use the PSU if it is damaged.
- Do not allow anything to rest on the power cabling or allow any weight to be placed upon it or any person walk on it.
- To protect the unit from overheating, do not block any vents or openings in the unit housing that provide ventilation and allow for sufficient space for air to circulate around the unit.

REVISION HISTORY

VERSION NO.	DATE DD/MM/YY	SUMMARY OF CHANGE
VS1	24/12/12	Updated format/diagrams

EGE-CT-2

Digital Audio Converter with Dual Outputs



CONTENTS

1. Introduction.....	1
2. Applications	1
3. Package Contents	1
4. System Requirements.....	1
5. Features.....	1
6. Operation Controls and Functions	2
6.1 Front Panel.....	2
6.2 Rear Panel	2
6.3 Left Panel	3
6.4 Top Panel	3
7. Connection Diagram	4
8. Specifications	5
9. Acronyms	6

EGE-CT-2

Digital Audio Converter with Dual Outputs



1. INTRODUCTION

The Digital Audio Converter with Dual Outputs will convert between Coaxial and Optical digital audio formats. This compact and convenient unit accepts a stereo or surround (up to 5.1 channels) audio signal through either Coaxial cable or Optical cable, and passes the unchanged signal to both its Coaxial and Optical output ports. With its built-in signal enhancement feature, the unit also serves as a repeater of digital audio signals to extend up to double the transmission distance.

2. APPLICATIONS

- Convert an Optical digital signal to a Coaxial digital signal
- Convert a Coaxial digital signal to an Optical digital signal
- Distribute digital audio to 2 locations
- Extend your Optical or Coaxial cable distances

3. PACKAGE CONTENTS

- Digital Audio Converter with Dual Outputs
- 5 V/1.2 A Power Adaptor
- Operation Manual

4. SYSTEM REQUIREMENTS

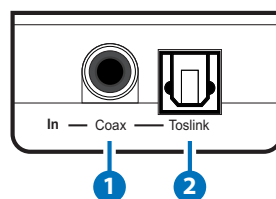
Digital audio source device such as DVD or CD player with Optical or Coaxial cables and audio output device such as an amplifier or AV receiver with Optical or Coaxial digital input.

5. FEATURES

- Supports two-way conversion: coaxial to optical or optical to coaxial
- Supports input audio signals from 2 channels to up to 5.1 channels, output signal follows input
- Supports signal enhancement of S/PDIF audio and extends the transmission distance, through coaxial and/or optical cables
- Select one input from coaxial or optical input ports, and send the S/PDIF audio signal to both coaxial and optical output ports simultaneously
- Compact and easy to use

6. OPERATION CONTROLS AND FUNCTIONS

6.1 Front Panel



- 1 Coaxial In:** Connect to the output of an S/PDIF digital audio source device such as

EGE-CT-2

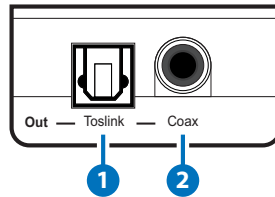
Digital Audio Converter with Dual Outputs



DVD player or set-top box, using Coaxial cable.

- 2 **Toslink In:** Connect to the output of an S/PDIF digital audio source device such as CD player or Media Streamer, using Optical cable.

6.2 Rear Panel



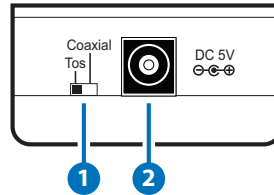
- 1 **Toslink Out:** Connect to the input of an S/PDIF digital audio equipment such as an amplifier, using Optical cable.
- 2 **Coaxial Out:** Connect to the input of your S/PDIF digital audio equipment such as an AV Receiver, using Coaxial cable

EGE-CT-2

Digital Audio Converter with Dual Outputs

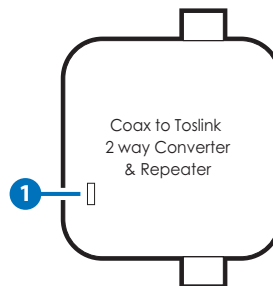


6.3 Left Panel



- 1 Tos/Coaxial:** Selects the current audio source, either optical or coaxial.
- 2 DC 5V:** Connect the 5V DC power supply to the unit and plug the adaptor into an AC wall outlet.

6.4 Top Panel



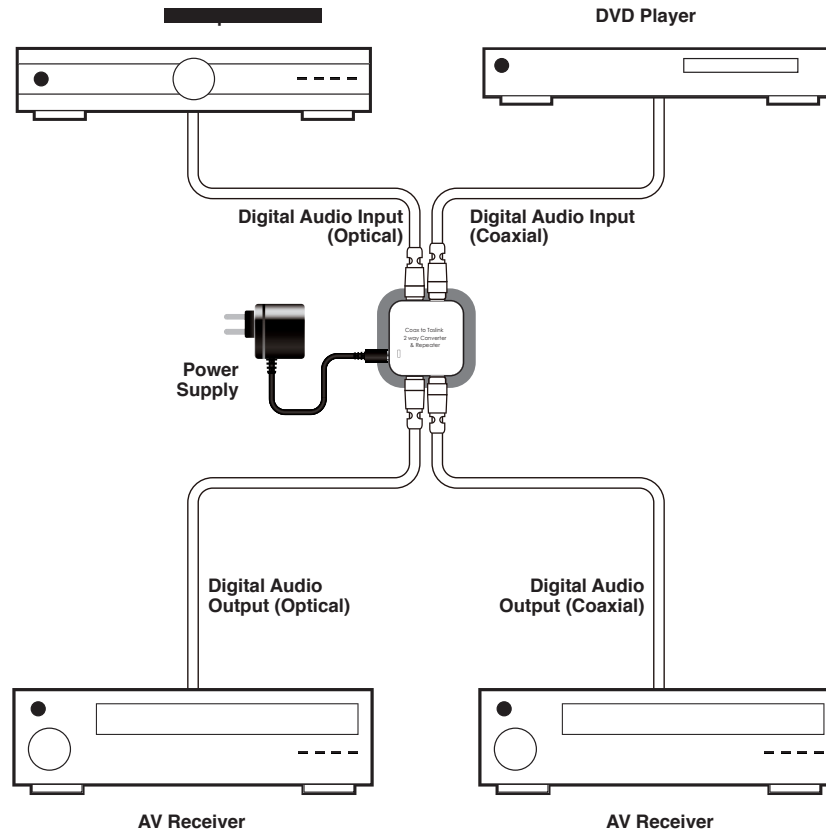
- 1 POWER LED:** The LED will illuminate when the power is connected.

EGE-CT-2

Digital Audio Converter with Dual Outputs



7. CONNECTION DIAGRAM



EGE-CT-2

Digital Audio Converter with Dual Outputs



8. SPECIFICATIONS

Input Ports	1×Coaxial (RCA connector) 1×Optical Fiber (TOSLINK connector)
Input Format	LPCM 2 CH, Compressed audio Dolby Digital 2/5.1 CH & DTS 2/5.1 CH
Output Ports	1×Coaxial (RCA connector) 1×Optical Fiber (TOSLINK connector)
Power Supply	5 V/1.2 A switching power adaptor (with universal plug, CE/FCC/UL certified)
Dimensions	58 mm (W)×46 mm (D)×24 mm (H)
Weight	25 g (Unit only)
Chassis Material	Plastic
Silkscreen Color	White
Operating Temperature	0 °C~ 40 °C
Power Consumption	0.7 W

EGE-CT-2

Digital Audio Converter with Dual Outputs



9. ACRONYMS

ACRONYM	COMPLETE TERM
ADC	Analog to Digital Converter
COAX	Coaxial
S/PDIF	Sony/Philips Digital Interconnect Format
TOSLINK	Toshiba Link

geratech®



www.geratech.com.tr
www.egerate.com
www.egerate-store.com