
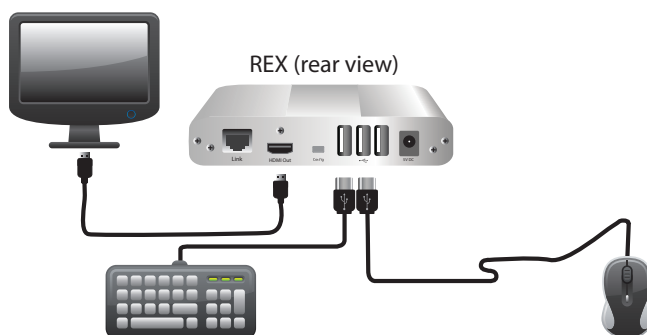


Quick Start Guide


- 1** Using the included high quality HDMI and USB cables, connect the Local Extender (LEX) to a computer.




- 2** Connect the Remote Extender (REX) to a monitor or TV with a high quality HDMI cable (not included). Connect your USB devices (e.g. keyboard and mouse) to the REX.




- 3** Directly connect the LEX to the REX with a solid core CAT 5e/6/7 cable (not included). Solid core CAT 6a/7 STP is recommended for best performance (refer to detailed cable information on the back of this page).



- 4** Power the LEX with the included 5V AC adapter.



- 5** Power the REX with the included 5V AC adapter.



Compatibility, Recommended Set-Up, Certification, Compliance and Warranty Information

Video Compatibility

This KVM extender is compatible with many graphics cards, operating systems, monitors and TVs that support High Definition 4K, 1080p, or 1920 x 1200 resolutions. However, there is no guarantee that all hardware will be compatible as there are many different factors that may impact operation.

HDMI Cables

Ensure high quality, undamaged HDMI cables are used with this product. Low quality or damaged cables may impact product performance and/or result in damage to units.

USB Compatibility

This product complies with the USB Specifications governing the design of USB devices. However, there is no guarantee that all USB devices are compatible with this product as there are a number of different factors that may impact the operation of devices over extended distances.

USB Devices

This product provides up to 40Mbps of bandwidth for USB devices. Some example USB devices are:

- Mice
- Keyboards
- Mass storage devices
- Printers
- Microphones
- Scanners
- Speakers

Host Operating Systems

- Windows®
- macOS™
- Linux®
- Chrome OS™

Link Cables

While solid core CAT 5e UTP is compatible with this KVM extender, solid core CAT 6a/7 STP cable with CAT 6a/7 shielded RJ45 connectors are recommended for best performance and extension distance. Refer to table below.

Cable Type	Electrical Interference Susceptibility
Solid Core CAT 5e/6 UTP	High
Solid Core CAT 5e/6 STP	Moderate
Solid Core CAT 6a UTP	Moderate
Solid Core CAT 6a STP	Low (Recommended)
Solid Core CAT 7 STP	Low (Recommended)

Note: Maximum distance and product performance may be reduced in the presence of interference or coiled extension cable. If you are using coiled unshielded cabling in your set-up, depending on the quality of the cable and how it is coiled, the maximum distance may be reduced to 50m.

Support

To determine if your graphics cards, monitors, TVs, or USB device(s) can be supported, contact Technical Support at www.icron.com/support. For additional details on configuration and operation of this product, refer to the complete online user guide at: www.icron.com/5363.

FCC Radio Frequency Interference Statement Warning

This device complies with part 15 of the FCC Rules. Operation is subject to the following two conditions: (1) this device may not cause harmful interference, and (2) this device must accept any interference received including interference that may cause undesired operation.

CE Statement

We, Icron Technologies Corporation, an Analog Devices brand, declare under our sole responsibility that the EL5363 extender system, to which this declaration relates, is in conformity with European Standards EN 55024, EN 55032, EN 61000, EN 62368-1 and RoHS Directive 2011/65/EU + 2015/863/EU.

Industry Canada Statement

This Class A digital apparatus complies with Canadian ICES-003. CAN ICES-3 (A)/NMB-3 (A)

WEEE Statement

The European Union has established regulations for the collection and recycling of all waste electrical and electronic equipment (WEEE). Implementation of WEEE regulations may vary slightly by individual EU member states. Please check with your local and state government guidelines for safe disposal and recycling or contact your national WEEE recycling agency for more information.

Product Operation and Storage

Please read and follow all instructions provided with this product and operate for intended use only. Do not attempt to open the product casing as this may cause damage and will void warranty. If a power supply is required for operation, use only the model provided with this product. When not in use, product should be stored in a dry location between -20°C and 70°C. Detailed product user guides are available online at www.icron.com.

Limited Hardware Warranty

Icron warrants that any hardware products accompanying this documentation shall be free from significant defects in material and workmanship for a period of two years from the date of purchase. Icron's hardware warranty extends to Licensee, its customers and end users. The warranty does not include repair of failures caused by: misuse, neglect, accident, modification, operation outside a normal operating environment, service of the device by non-authorized servicers or a product for which Icron is not responsible.

Hardware Remedies

Icron's entire liability and the Licensee's exclusive remedy for any breach of warranty, shall be, at Icron's option, either: (a) return of the price paid, or (b) repair or replacement of hardware, which will be warranted for the remainder of the original warranty period or 30 days, whichever is longer. These remedies are void if failure of the hardware has resulted from accident, abuse or misapplication.

Limitation of Liability

The hardware warranty set forth in this agreement replaces all other warranties. Icron expressly disclaims all other merchantability and fitness for a particular purpose and non-infringement of third-party rights with respect to the hardware.

Icron dealer, agent or employee is not authorized to make any modification, extension or addition to this warranty. Under no circumstances will Icron, its suppliers or licensors be liable for any costs of procurement or substitute products or services, lost profits, loss of information or data, or any other special, indirect, consequential or incidental damages arising in any way out of the sale of, use of, or inability to use Icron product or service, even if Icron, its suppliers or licensors have been advised of the possibility of such damages. In no case shall Icron, its suppliers and licensors' liability exceed the actual money paid for the products at issue.

Since some jurisdictions do not allow the limitation of implied warranties of liability for incidental, consequential, special or indirect damages, the above limitation may not always apply. The above limitations will not apply in case of personal injury where and to the extent that applicable law requires such liability.

Obtaining Warranty Service

To obtain warranty service, you must contact Icron within the warranty period for a Return Material Authorization (RMA) number. Icron will not accept returns without an authorized RMA number. For more information, contact www.icron.com/support.



©2022 Icron | An Analog Devices Brand. All rights reserved. Icron Technologies Corporation, the Icron logo and products referred to herein are either the trademarks or the registered trademarks of Icron. All other trademarks are property of their respective owners. Icron assumes no responsibility for errors that may appear in this document. Information contained herein is subject to change without notice. ♻️

