

## 1 Function


SPH Manual Horizontal Test Stand, applied with SN/SH/SP (Sensor Inside) Series Force Gauge, is specialized for tension/compression, insertion/withdraw, level peel-off and fracture test in fields and scientific research. It can also be used on various working tables, ownin gmanual operation, simpleness and stability.

- Dimension:  
L×W×H (mm) 450×185×170;
- Capacity:500N;
- Stroke:60mm;
- Adapt with (purchase additionally):  
SN/SH/SP (sensor inside) Force Gauge,  
various clamps.

## 2 Maintains

1. The rated load of this test stand is 500N, please do not use it with exceeding load, which will destroy the machine, or cause hurt;
2. Handle lightly during use or moving;
3. Please do not use the machine near the water, oil, or other liquid;
4. Please clean the machine by soft cloth. Dip the cloth in the water with cleanser, then dry it and clean the dirt. Do not use the easy volatile chemical substance, such as volatile oil, thinner, alcohol;
5. Do not tear down, repair, or update the machine by yourself, which may cause permanent trouble.

## 3 Structure

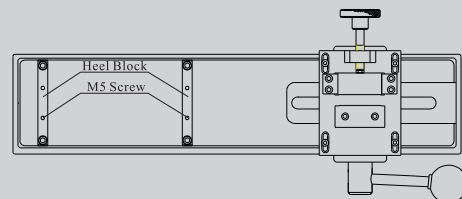


1. Heel Block
2. Handle
3. Test Stand Clamp
4. SJ-003 Clamp
5. SN Dial Force Gauge

Note: SN Dial Force Gauge and SJ-003 clamp should be purchased additionally.

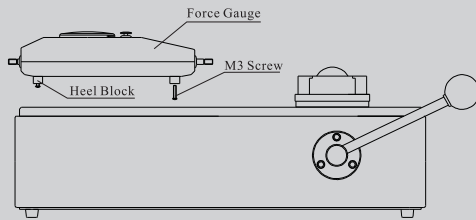
## 4 Operation

1. Before installing force gauge, remove the M5 screws of two heel blocks at left side of test stand by M5 spanner;



2. Installation of Digital Force Gauge: Fix force gauge on the heel block by M3 screws in toolbox, and install heel block (with force gauge) on the test stand;

3. Installation of Analog Force Gauge: take off 4 pieces of M3 Screw on back cover of force gauge; fix force gauge on the heel block by M3 screws in toolbox; install heel block(with force gauge) on the test stand; please pay attention to keep test direction accordance with push or pull direction of force gauge;



4. The test stand can do test in pull and push direction. According to character of tested sample, fix it on the fit position of test stand. Turn the handle, and the clamps will move stably to do test.

## 5 Packing List

Item	Name	Quantity
1	SPH Main Body	1
2	M4 Inner Hexagon Spanner	1
3	M5 Inner Hexagon Spanner	1
4	Manual	1
5	Qualification Certificate	1

**MANUFACTURER:**

**WENZHOU SUNDOO INSTRUMENTS CO.,LTD**

Add: Building E, No.10 High-tech Industrial Zone  
Wenzhou China

Zip: 325013

Tel: +86 577 88609904 88609730

Fax: +86 577 88390155

Http://www.sundoo.com

E-mail:sundoo@sundoo.com